

Campaign to Prevent Falls in Construction

Safety Pays. Falls Cost.
stopconstructionfalls.com

Welcome to Today's Webinar:

***The National Campaign to Prevent Falls
in Construction: Getting Ready for the
2018 Safety Stand-Down***

For technical difficulties, email jbunting@cpwr.com



Campaign to Prevent Falls in Construction

Safety Pays. Falls Cost.
stopconstructionfalls.com



Christine M. Branche, Ph.D., FACE
National Institute for Occupational Safety and Health

March 21, 2018 CPWR Webinar



Construction Fall Prevention Campaign

Goal

To provide small residential construction contractors and owners with the information, motivation, and support they need for them to create the necessary conditions for their workers to work safely at heights.



stopconstructionfalls.com

CAMPAIGN TO PREVENT FALLS IN CONSTRUCTION: SAFETY PAYS. FALLS COST.



How the Campaign Developed

- NORA Construction Sector Council-led
- Campaign leaders: NIOSH, OSHA and CPWR—The Center for Construction Research and Training
- Evidence-based campaign
- Evaluation essential to demonstrate success



CAMPAIGN TO PREVENT FALLS IN CONSTRUCTION: SAFETY PAYS. FALLS COST.



Intended Audiences

- Primary: Small residential construction contractors
- Secondary: Supervisors and foremen for these contractors
- Tertiary: Workers for these contractors, including Spanish speakers



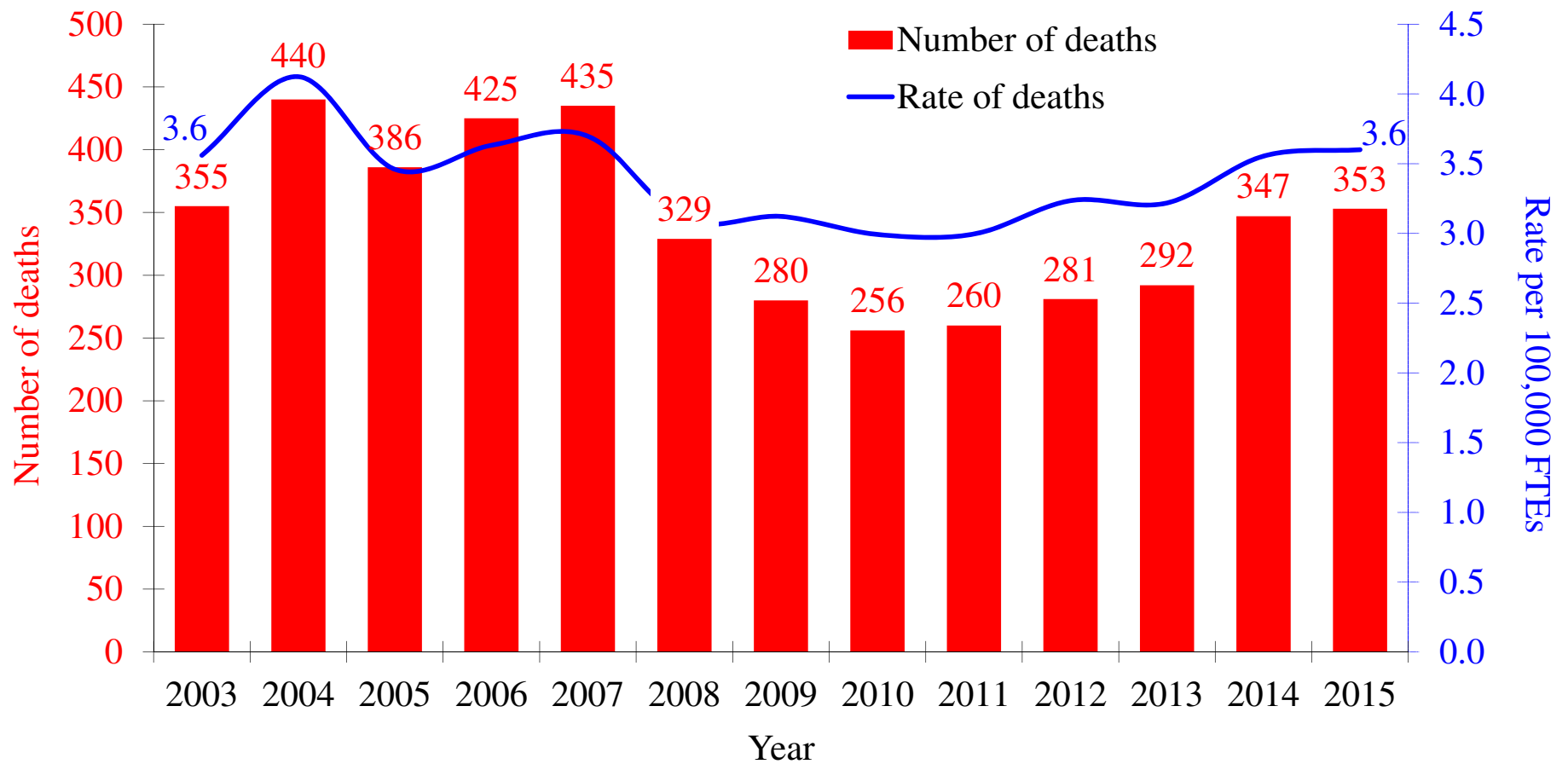
Why Focus on Falls?



CAMPAIGN TO PREVENT FALLS IN CONSTRUCTION: SAFETY PAYS. FALLS COST.



Number and rate of fatal falls to a lower level in construction, 2003-2015, All Employment



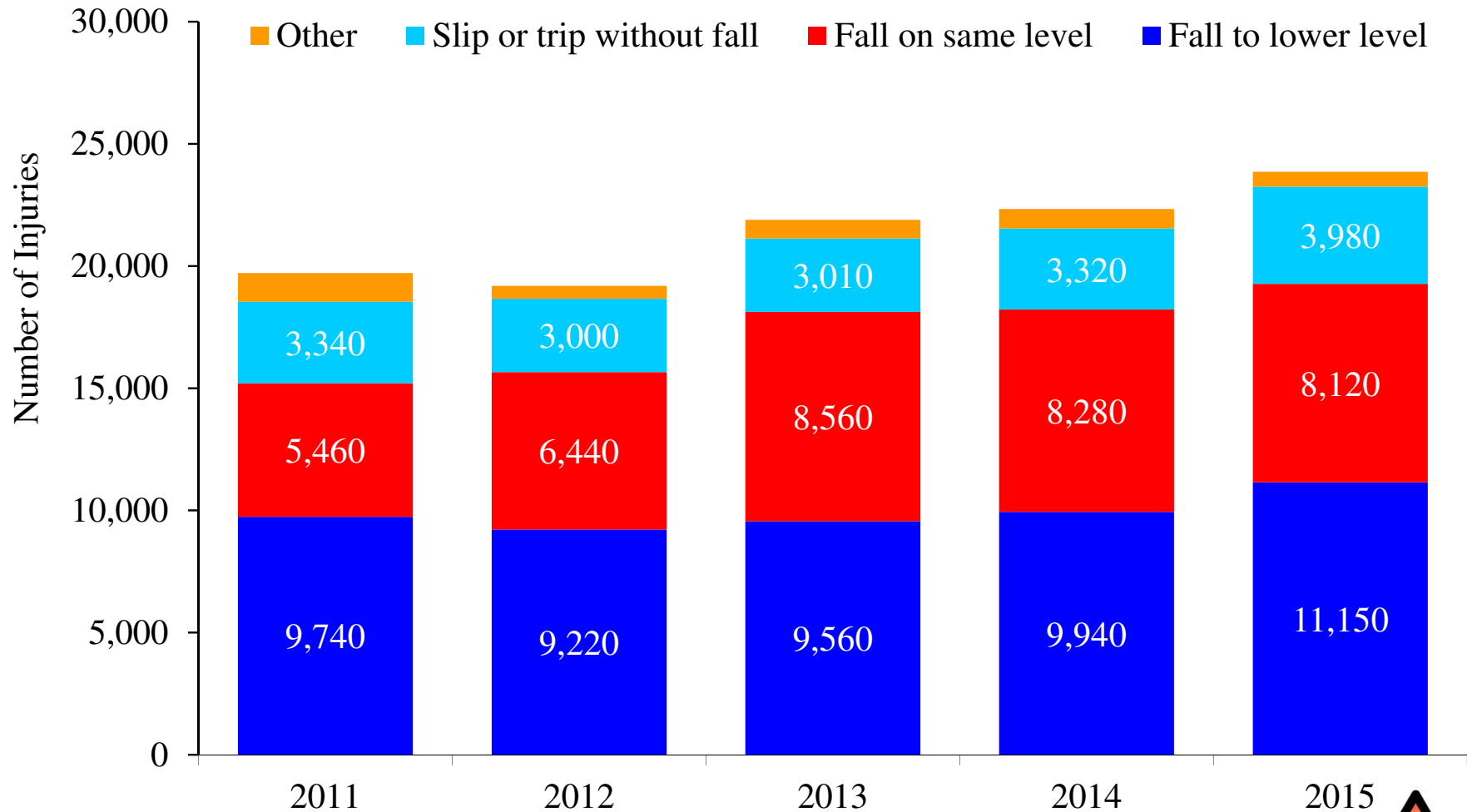
Source: *The Construction Chart Book, 6th Edition*, CPWR 2018 using BLS data.

CAMPAIGN TO PREVENT FALLS IN CONSTRUCTION: SAFETY PAYS. FALLS COST.



Number of Nonfatal Injuries due to Falls, Slips, and Trips involving Days Away from Work in Construction, by Cause, 2011-2015

Source: *The Construction Chart Book, 6th Edition*, CPWR 2018 using BLS data.



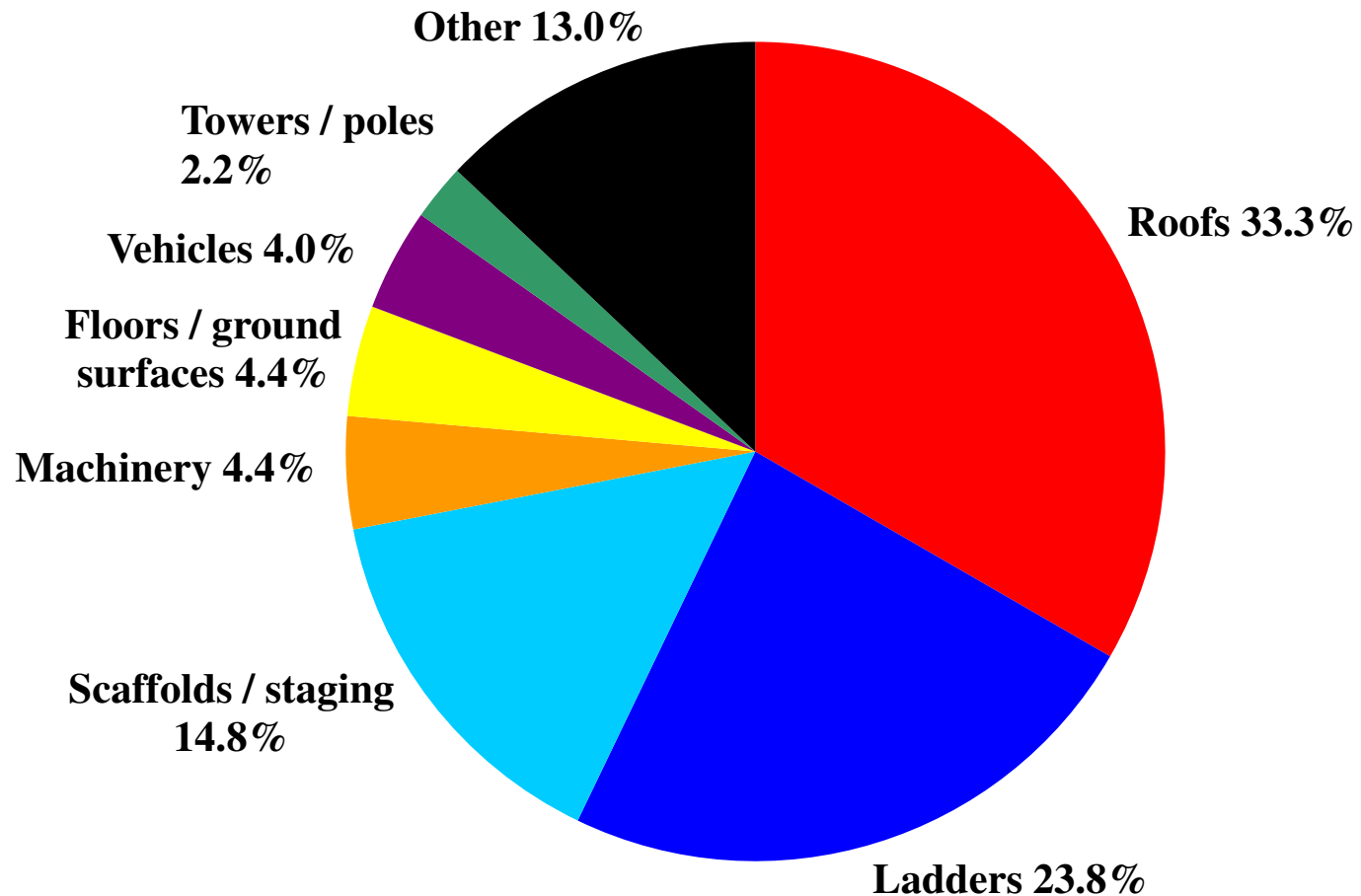
CAMPAIGN TO PREVENT FALLS IN CONSTRUCTION: SAFETY PAYS. FALLS COST.



Fatal Falls to a Lower Level in Construction, by Primary Source, 2011-2015 total

Source: *The Construction Chart Book, 6th Edition*, CPWR 2018 using BLS data.

Total = 1,533 deaths

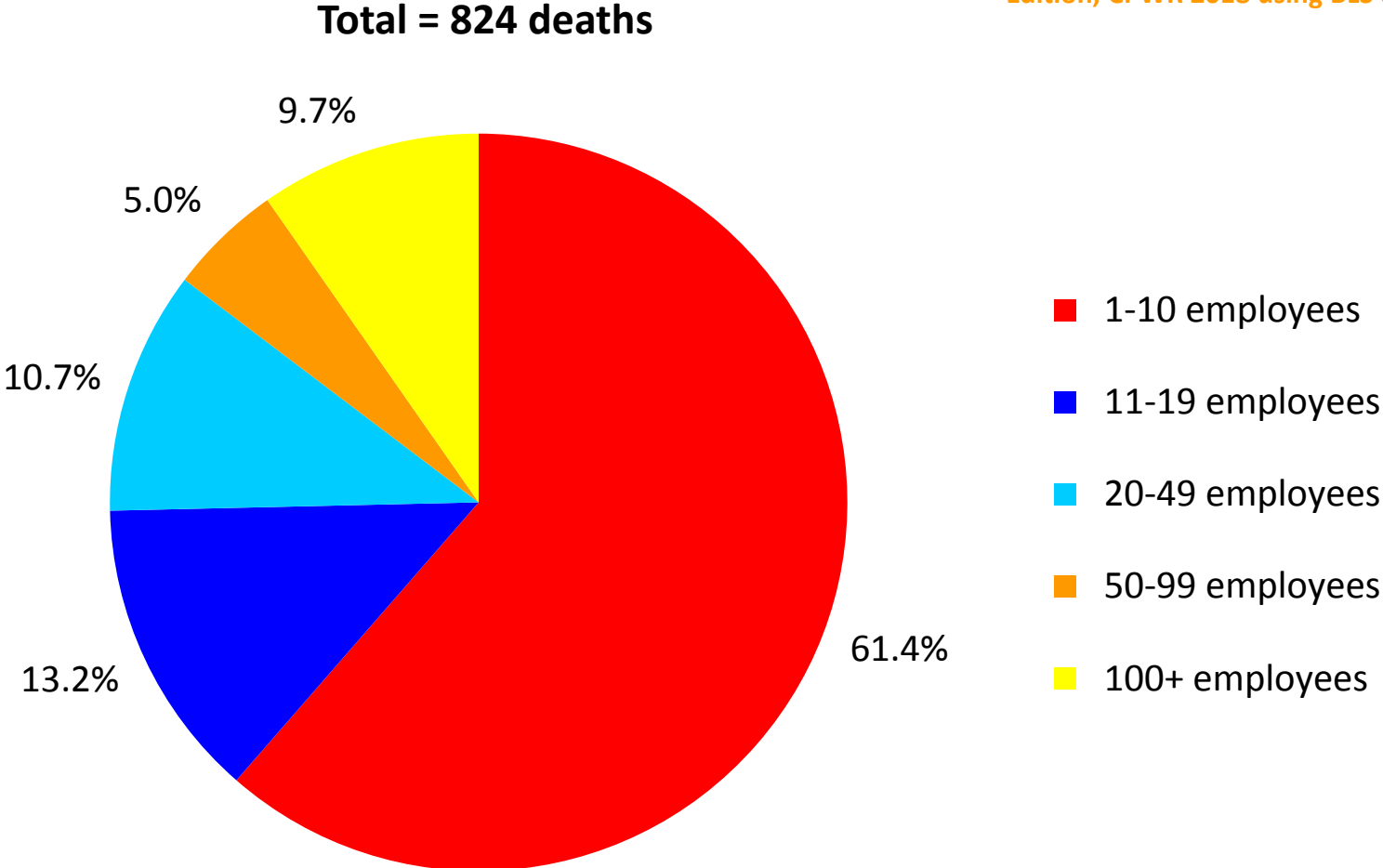


CAMPAIGN TO PREVENT FALLS IN CONSTRUCTION: SAFETY PAYS. FALLS COST.



Distribution of Fatalities from Falls to a Lower Level in Construction, by Establishment Size, 2011-2015 total, Wage-and-Salary Workers)

Source: *The Construction Chart Book, 6th Edition*, CPWR 2018 using BLS data.



CAMPAIGN TO PREVENT FALLS IN CONSTRUCTION: SAFETY PAYS. FALLS COST.



Fall Prevention Campaign – Our Messages

PLAN ahead to get the job done safely

PROVIDE the right equipment

TRAIN everyone to use the equipment safely



PLAN . PROVIDE . TRAIN .

Three simple steps to preventing falls.

CAMPAIGN TO PREVENT FALLS IN CONSTRUCTION: SAFETY PAYS. FALLS COST.



CDC Feature, 2017

CDC Features

CDC Features

Data & Statistics

Diseases & Conditions

Emergency Preparedness & Response

Environmental Health

Healthy Living

Injury, Violence & Safety

Life Stages & Populations


Travelers' Health

Workplace Safety & Health

Prevent 350 Fall Fatalities and Stand-Down

Features Media

 [Sign up for Features](#)

 [Get Email Updates](#)

[CDC](#) > [CDC Features](#) > [Workplace Safety & Health](#)

Prevent 350 Fall Fatalities and Stand-Down



Language:

Construction contractors can prevent falls from heights. Plan ahead for safety, provide the right equipment, and train workers to use the equipment safely. Join the National Campaign to Prevent Falls in Construction and Stand-Down.

In 2015, there were 350 fall fatalities out of 937 total fatalities in construction. Those deaths were preventable. There were more fatal injuries in construction than any other industry in the United States in 2014, accounting for nearly 20% of the nation's 4,679 work-related deaths that year. Falls account for 35% of the work-related deaths suffered by construction workers. Almost two-thirds of those fatal falls were from roofs, scaffolds, and ladders.



The National Campaign

This national campaign to prevent construction-worker falls was launched on April 26, 2012. The Campaign encourages everyone in the construction industry to work safely and use the right equipment to reduce falls. In 2017, we are asking employers to join our ongoing campaign and the [National Safety](#)

Join our ongoing campaign and the [National Safety Stand-Down](#) during the week of May 7-11, 2018.

NIOSH Construction Falls Campaign site

Promoting productive workplaces
through safety and health research



NIOSH Directory of
Construction Resources

NIOSH Program Portfolio:
Construction

NORA Construction
Research Agenda

NORA Construction Sector
Council

About the Office of
Construction Safety and
Health

National Construction
Center

**Campaign to Prevent Falls in
Construction**

Infographics for the National
Campaign to Prevent
Construction Falls

Calendar of Events

[NIOSH Directory of Construction Resources](#)

CONSTRUCTION SAFETY AND HEALTH



Falls are the number one cause of construction-worker fatalities, accounting for one-third of on-the-job deaths in the industry. On April 26, 2012, NIOSH, OSHA, and CPWR-The Center for Construction Research and Training together launched a National Campaign to Prevent Falls in Construction. The Campaign encourages everyone in the construction industry to work safely and use the right equipment to reduce falls. Special emphasis and activity will focus on residential construction contractors and workers.



Join our ongoing campaign and take part in the [2018 National Safety Stand-Down to Prevent Falls in Construction: May 7-11, 2018](#)

Join NIOSH, OSHA and CPWR for a Webinar on Wednesday, March 21st at 2:00pm EST

Follow NIOSH



CAMPAIGN TO PREVENT FALLS IN CONSTRUCTION: SAFETY PAYS. FALLS COST.



NIOSH Construction Falls Campaign site



CA

Social Media & Webinar

#StandDown4Safety #StopFalls

@CPWR @NIOSHConstruct @OSHA_DOL

CPWR @CPWR · Mar 14

Webinar next Weds. 3/21 at 2 PM/EST- "The National Campaign to Prevent Falls in Construction: Getting Ready for the 2018 Safety Stand-Down." Learn about past successes & this year's plans. Register TODAY! tinyurl.com/yavxv843



Join the
National Safety
Stand-Down
To Prevent Falls in Construction
MAY 7-11, 2018

5 2

Construction @ NIOSH @NIOSHConstruct · Mar 9

Coming soon - don't miss! #StandDown4Safety planning webinar 21 March 2-3pm ET led by @NIOSHConstruct @OSHA_DOL and @CPWR. Hear past successes as well as plans for May 7-11 2018 Stand-Down. Register Here bit.ly/2FeJ0mm



Join the
National Safety
Stand-Down
To Prevent Falls in Construction
MAY 7-11, 2018

6 2

OSHA_DOL @OSHA_DOL · Feb 28

Participating in the National Safety Stand-Down again this year? Get help planning your events with our resources: osha.gov/StopFallsStand... #StandDown4Safety



National Safety Stand-Down
TO PREVENT FALLS IN CONSTRUCTION
MAY 7-11, 2018

CAMPAIGN TO PREVE

FALLS COST. 

NIOSH Science Blog

NIOSH Science Blog

Home

Posts by Category +

Posts by Month +

About This Site +

Search the blog

Search for:

Categories

[Aging Workers](#)

[Agriculture](#)

[Aviation](#)

[Bloodborne pathogens](#)

The National Safety Stand-Down: Why Falls Remain a Deadly Problem in the Construction Sector and What We Can Do About It

Posted on May 8, 2017 by Alissa Zingman, M.D.; Christine M. Branche, Ph.D., FACE; CDR Elizabeth P. Garza, MPH, CPH





Standing on rooftops and rebar are facts of life in the construction industry, but fatal falls from these heights do not have to be. In the United States each year, 10,000 construction workers are seriously injured from falls at the worksite (1). In 2015 alone, 350 construction workers perished due to falls, accounting for nearly 40% of all construction sector fatalities (2). Perhaps not surprisingly, failure to meet OSHA's Fall Protection Standard was the most common citation in that same year (1). Non-fatal falls can also cause serious injury. About 10,000 workers sustain injuries in nonfatal falls each year. Injured workers may require surgeries and hospitalizations and they may miss work time and lose pay. Additionally, workers' families and communities are impacted when they are unable to work, to play with their children, or to help their aging parents.

Hearing loss has been shown to be a risk factor for falls, where hearing deficits may diminish one's awareness of their overall environment thus making falling and tripping more likely (4). Dangerous noise is common to construction sites, and one in four construction workers who are exposed to noise experience hearing loss (3). Because of the problem of hearing loss, this year it has been added to the construction falls prevention campaign, during which NIOSH, OSHA, and the NORA Construction Sector Council team up to take action. The construction falls prevention campaign, now in its sixth year, draws attention to fall protection and prevention in the United States. The fourth National Safety Stand-Down to Prevent Falls in Construction, which is linked to the campaign, will be May 8-12, 2017. This year's efforts will include information on hearing protection.


CAMPAIGN TO PREVENT FALLS IN CONSTRUCTION: SAFETY PAYS. FALLS COST.



Videos: 5 year in Review



Oregon Fatality Assessment and Control Evaluation (OR-FACE)



Continued Focus and Outreach to Small Residential Construction Contractors



CAMPAIGN TO PREVENT FALLS IN CONSTRUCTION: SAFETY PAYS. FALLS COST.



NIOSH Directory of Construction Resources

<http://www.cdc.gov/niosh/construction/>

Twitter

<http://twitter.com/NIOSHConstruct>

Christine Branche

Construction Program Manager

Director, Office of Construction Safety and Health

Principal Associate Director

NIOSH

cbranche@cdc.gov

The findings and conclusions in this presentation have not been formally disseminated by the National Institute for Occupational Safety and Health and should not be construed to represent any agency determination or policy.



CAMPAIGN TO PREVENT FALLS IN CONSTRUCTION: SAFETY PAYS. FALLS COST.



The image features the OSHA logo prominently in the center. The logo consists of a stylized 'O' with a blue and white circular design inside, followed by the letters 'S', 'H', and 'A' in a white, serif font. A registered trademark symbol (®) is located to the upper right of the 'A'. The background is a close-up, slightly blurred view of the stars and stripes of the United States flag, with the stars appearing in the upper half and the stripes in the lower half.

OSHA[®]

**Occupational Safety
and Health Administration**



Directorate of Construction

Falls Stand-Down CPWR Webinar

Dean McKenzie
Director
Directorate of Construction
Occupational Safety and Health Administration



5th Year of a Successful Fall Stand-Down Campaign

2014


National Safety STAND-DOWN
TO PREVENT FALLS IN CONSTRUCTION
MAY 6, 2014



Stop Falls Stand-Down

- Plan a toolbox talk or other safety activity
- Take a break to talk about how to prevent falls
- Provide training for all workers

For more information:
www.osha.gov/StopFallsStandDown
#StandDown4Safety | (800) 321-OSHA (6742)



2015

National Safety STAND-DOWN
TO PREVENT FALLS IN CONSTRUCTION
MAY 15, 2015



Stop Falls Stand-Down

- Plan a toolbox talk or other safety activity
- Take a break to talk about how to prevent falls
- Provide training for all workers

For more information:
www.osha.gov/StopFallsStandDown
#StandDown4Safety • (800) 321-OSHA (6742)



2016

National Safety STAND-DOWN
TO PREVENT FALLS IN CONSTRUCTION
MAY 2-6, 2016



Stop Falls Stand-Down

- Plan a toolbox talk or other safety activity
- Take a break to talk about how to prevent falls
- Provide training for all workers

For more information:
www.osha.gov/StopFallsStandDown
#StandDown4Safety • (800) 321-OSHA (6742)



2017

National Safety STAND-DOWN
TO PREVENT FALLS IN CONSTRUCTION
MAY 1-12, 2017



Stop Falls Stand-Down

- Plan a toolbox talk or other safety activity
- Take a break to talk about how to prevent falls
- Provide training for all workers

For more information:
www.osha.gov/StopFallsStandDown
#StandDown4Safety • (800) 321-OSHA (6742)



2018

National Safety STAND-DOWN
TO PREVENT FALLS IN CONSTRUCTION
MAY 7-11, 2018



Stop Falls Stand-Down

- Plan a toolbox talk or other safety activity
- Take a break to talk about how to prevent falls
- Provide training for all workers

For more information:
www.osha.gov/StopFallsStandDown
#StandDown4Safety • (800) 321-OSHA (6742)




Fall Safety Stand-Down May 7-11, 2018



National Stand-Downs

- A tremendous success the last three years.
 - Reaching millions of workers.
 - Stand-Downs were reported in all 50 states and internationally.
 - Small businesses, large corporations, and some of the country's biggest construction companies held Stand-Downs...many non-construction companies participated also.
 - Partners: The support from our partners is key to a successful Stand –Down.



2016 National Stand-Down

- Over 150 public events were held across the country.
- Companies with less than 25 employees accounted for 49% of the Stand-Downs.
- Over 150,000 workers participated in Stand-Downs outside the United States.
- 1.5 million US Air Force active duty, reserves and civilian personnel participated.



Stakeholders and Partners





WERNER



- Werner Ladder Teamed Up with OSHA to Host **125** Events Nationwide.
- Werner's Safety Training aligned with the "Kickoff" of OSHA's Annual Safety Stand-Down Initiative, from May 8-12, 2017, with over **25,000** Workers Trained.
- Werner donated media spots on the ESPN "Mike and Mike" Show in the Morning, leading up to the Fall Stand-Down. This was the first time The National Office, Fall Safety Stand-Down Received (Live Radio-Hosted) Media Attention!!! (Public Relations).

TOTAL OUTREACH: > 9,000,000 impressions



SHEA HOMES



- Shea Homes, one of the nation's premier home builders, held Stand-Down events in all **99** of their communities throughout **10 states**.
- Shea Homes reached over **3,500** construction workers, and even used drones to create video footage of these Stand-Downs held nationwide.

TOTAL OUTREACH: > 3,500



2017 Certificate Data Analysis



CERTIFICATE OF RECOGNITION

The United States Department of Labor recognizes

Your Company Name
Project Title (optional)

for participating in the OSHA
**2017 National Safety Stand-Down
to Prevent Falls in Construction**

Dean McKenzie
Dean McKenzie, Director
Directorate of Construction

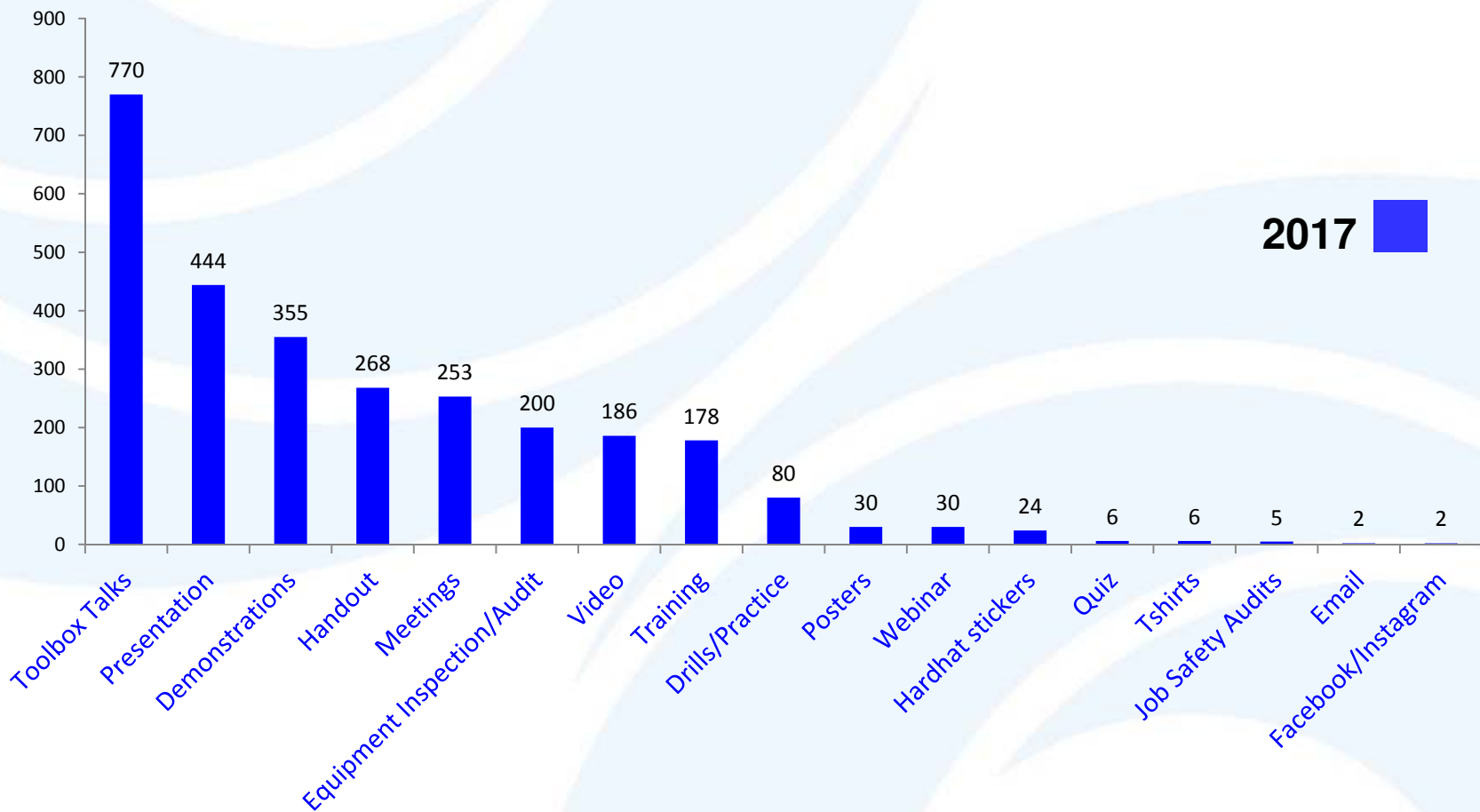


Safety Pays. Falls Cost.



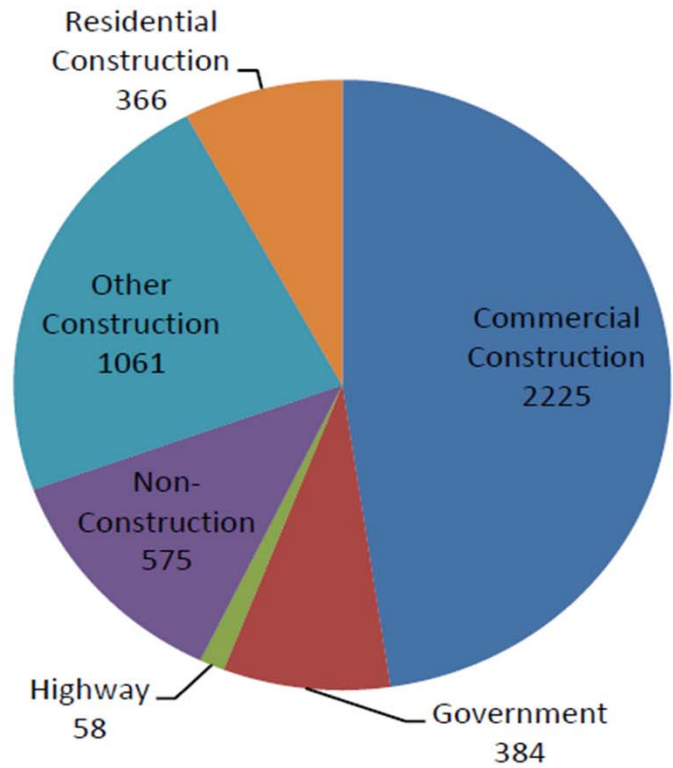
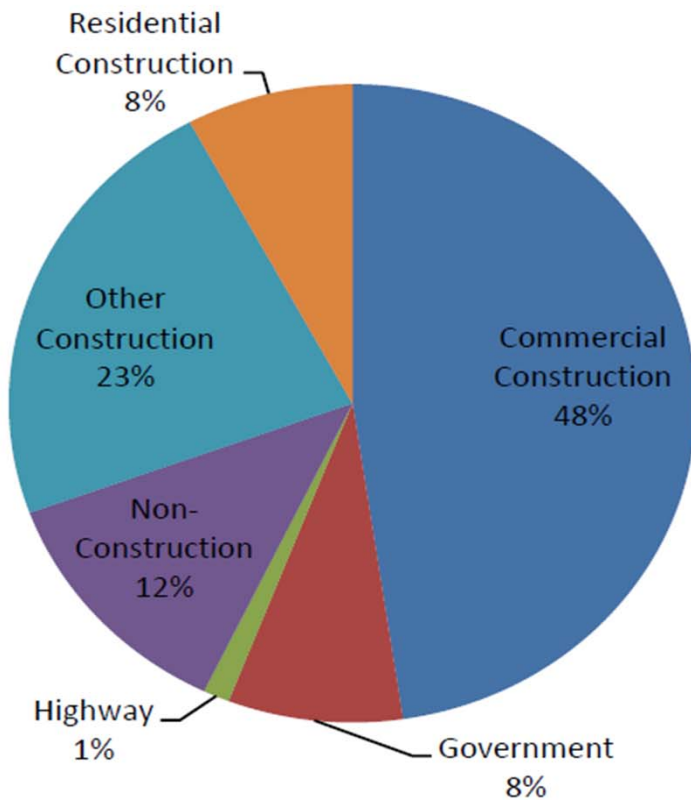
OSHA[®]

Activities with 25 People or Less



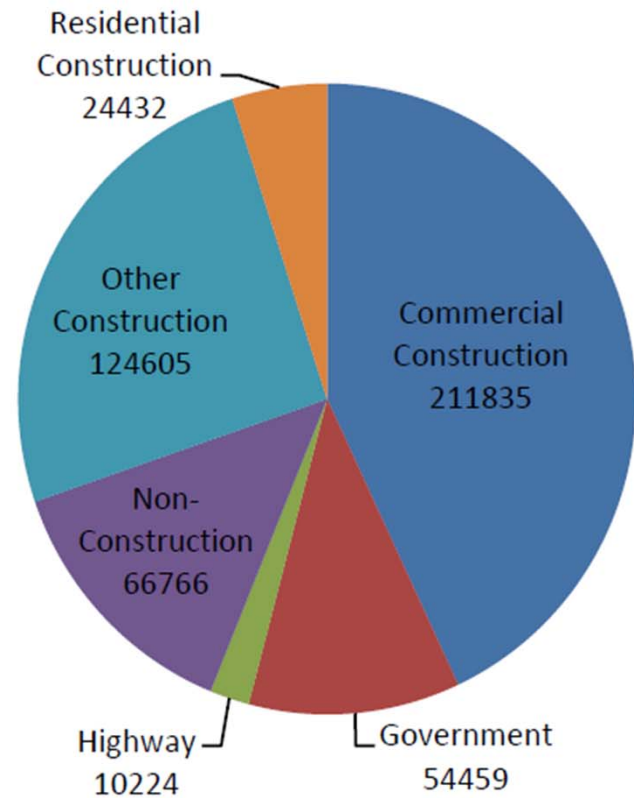
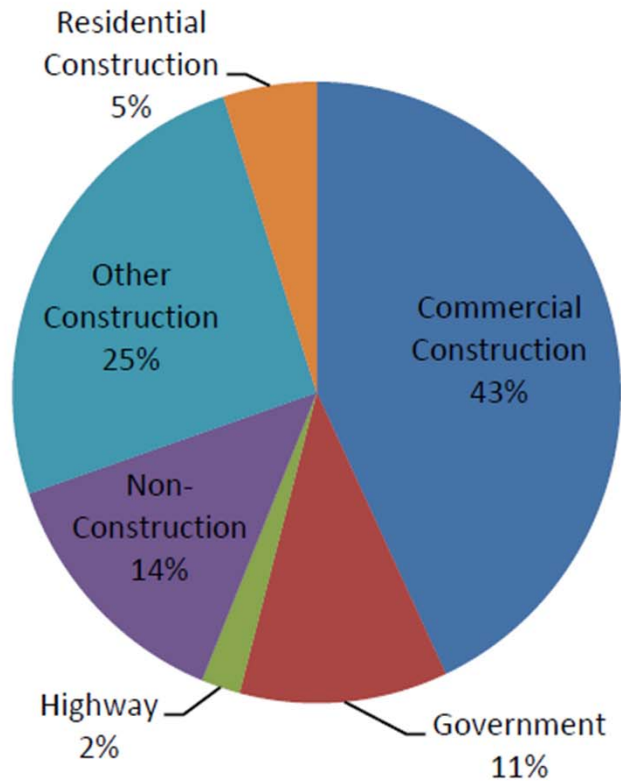
Stand-Down Analysis

Total Stand-Downs by Type of Construction



Stand-Down Analysis

Employees Reached by Type of Construction



How do you hold a Stand-Down?

- Companies conduct a Safety Stand-Down by stopping work and providing a focused toolbox talk on: Ladders, Scaffolds or Roofs
- Equipment inspections
- Whatever works in your situation
- Stand-Down events can be listed on the OSHA webpage if they are “free” and open to the “public”.

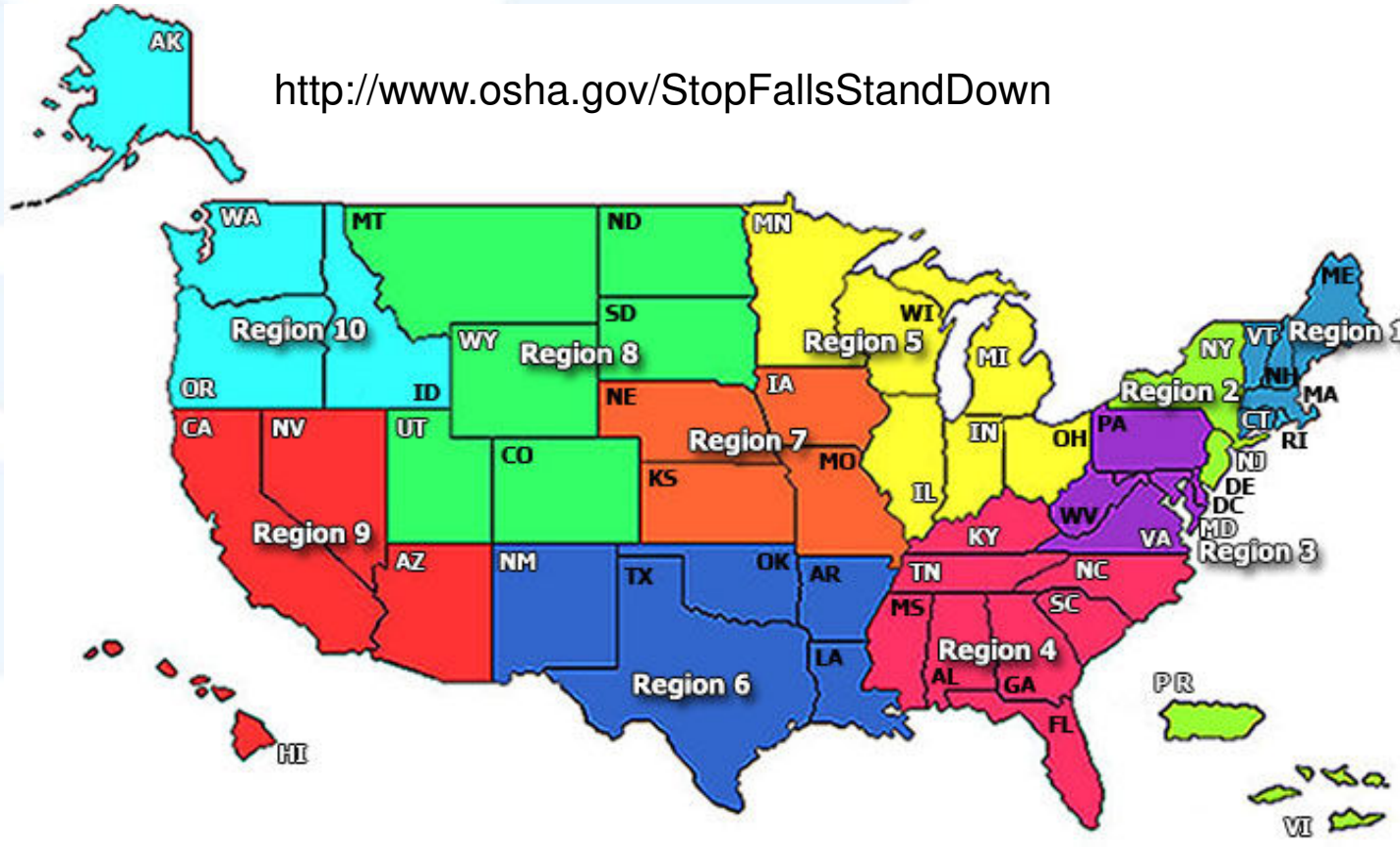


How do you hold a Stand-Down?



OSHA Stand-Down Regions

<http://www.osha.gov/StopFallsStandDown>



Regional Stand-Down Coordinators

Region	States / Territories	Name	Email	Phone
I	CT, MA, ME, NH, RI, VT	Paul Mangiafico	Mangiafico.Paul@dol.gov	860-240-3152
II	NJ, NY, PR, VI	Mike Levy	Levy.Mike@dol.gov	212-337-4637
III	DC, DE, MD, PA, VA, WV	Isabel DeOliveira	DeOliveira.Isabel@dol.gov	215-861-4931
IV	AL, FL, GA, KY, MS, NC, SC, TN	Kaylene Sherrod-Moore	SherrodMoore.Kaylene@dol.gov	678-237-0439
V	IL, IN, MI, MN, OH, WI	Richard Langenderfer	Langenderfer.Richard@dol.gov	312-886-6293
		Darnell Crenshaw	Crenshaw.Darnell@dol.gov	312-353-5977
VI	AR, LA, NM, OK, TX	Judy Stevenson-Ortiz	Stevenson-Ortiz.Judy@dol.gov	972-850-4171
		Josh Flesher	Flesher.Josh@dol.gov	972-850-4186
		Elizabeth Morales	Morales.Elizabeth@dol.gov	816-502-9016
VII	IA, KS, MO, NE	David McDonnell	Mcdonnell.David@dol.gov	316-269-6644 ext. 140
VIII	CO, MT, ND, SD, UT, WY	John Olaechea	Olaechea.John@dol.gov	720-264-6586
IX	AS, AZ, CA, GU, HI, MP, NV	Robert W. Taylor	Taylor.Robert.W@dol.gov	602-514-7254
X	AK, ID, OR, WA	Edward DeLach	DeLach.Edward@dol.gov	206-757-6687
DTE	OSHA Education Centers	Annette Braam	Braam.Annette@dol.gov	847-759-7732



OSHA Stand-Down Resources



National Safety STAND-DOWN
TO PREVENT FALLS IN CONSTRUCTION

MAY 7-11, 2018

Stop Falls Stand-Down

- Plan a toolbox talk or other safety activity
- Take a break to talk about how to prevent falls
- Provide training for all workers

For more information:
www.osha.gov/StopFallsStandDown
 #StandDown4Safety • (800) 321-OSHA (6742)









Paro general dedicado a la seguridad
PARA PREVENIR LAS CAÍDAS EN LA CONSTRUCCIÓN

7-11 de MAYO, 2018

Dedicación a la prevención de las caídas

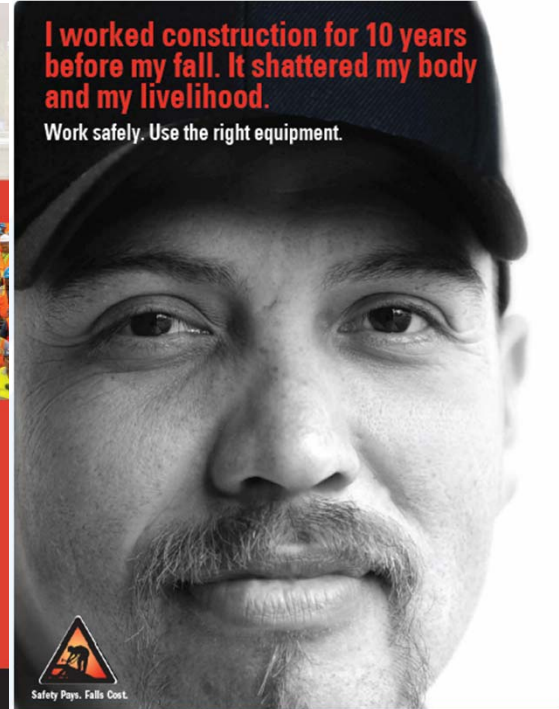
- Planifique una charla sobre la seguridad u otra actividad de seguridad
- Tome un descanso para hablar de cómo prevenir las caídas
- Proporcione adiestramiento a todos los trabajadores

Para más información:
www.osha.gov/StopFallsStandDown
 #StandDown4Safety • (800) 321-OSHA (6742)








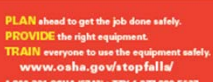




I worked construction for 10 years before my fall. It shattered my body and my livelihood.

Work safely. Use the right equipment.

FALLS FROM LADDERS, SCAFFOLDS AND ROOFS CAN BE PREVENTED!

PLAN ahead to get the job done safely.
PROVIDE the right equipment.
TRAIN everyone to use the equipment safely.
www.osha.gov/topfalls/
 1-800-321-OSHA (6742) • TTY: 1-877-589-5627



I worked construction for 10 years before my fall. It shattered my body and my livelihood.

Work safely. Use the right equipment.

Falls Can Be Prevented

PLAN ahead to get the job done safely.

PROVIDE the right equipment

TRAIN everyone to use the equipment safely



Safety Pays. Falls Cost.

FALLS FROM LADDERS, SCAFFOLDS AND ROOFS CAN BE PREVENTED!



U.S. Department of Labor

PLAN ahead to get the job done safely.
PROVIDE the right equipment.
TRAIN everyone to use the equipment safely.
www.osha.gov/stopfalls/
1-800-321-OSHA (6742) • TTY 1-877-686-8627

OSHA Occupational Safety and Health Administration
www.osha.gov



IACSB 2012-16 / OSHA 3334-09 (2012)

OSHA®

OSHA Safety Videos - Falls in Construction



[OSHA's National Safety Stand-Down](#)



[Stopping Falls, Saving Lives](#)



[Fixed Scaffold Construction Hazards Prevention Videos](#)



[Floor Opening Prevention Videos](#)



[Leading Edge Work Prevention Videos](#)



After your Stand-Down

- Receive a “Certificate of Participation” for holding a Stand-Down.
 - Secretary of the Department of Labor saying thank you for participating.
 - Go to the Stand-Down certificate webpage after your stand-down, complete a short survey, then print your certificate.
 - Share your stand-down experience and pictures with us for possible posting on the webpage



Certificate Participant Levels




2-Time Participant



First Year Stand-Down Participant



4-Time Participant



3-Time Participant




5-Time Participant



Safety Stand-Down Website

Resources for Employers and Employees

Stand-Down Posters



Download English Version / Download Spanish Version

OSHA's Falls Prevention Campaign Page (en español)

- Campaign Fact Sheet - English (PDF) Spanish (PDF), Polish (PDF) and Russian (PDF)
- Campaign Poster - English (PDF) Spanish (PDF)
- Fall Prevention Visual Card - English (PDF) Spanish (PDF), Portuguese (PDF)

Fall Prevention Training Guide - A Lesson Plan for Employers (PDF) (ESPE) (MDSB) Spanish (PDF) (ESPE) (MDSB)

Fall Prevention Publications

- Fall Protection in Construction (PDF)
- Preventing Roping Workers (PDF)

Ladder Safety Guidance

- Falling Off Ladders Can Kill: Use Them Safely - Booklet (PDF) (ESPE) and (MDSB)
- Safe Use of Extension Ladders - Fact Sheet (PDF)
- Safe Use of Job-made Wooden Ladders - Fact Sheet (PDF)
- Safe Use of Scaffolds - Fact Sheet (PDF)
- NIOSH Ladder safety phone app (English and Spanish)

Scaffolding

- Ladder Jack Scaffolds Fact Sheet (PDF)
- Narrow Frame Scaffolds Fact Sheet (HTML) (PDF)
- Tube and Coupler Scaffolds - Erection and Use Fact Sheet (PDF)
- Tube and Coupler Scaffolds - Planning and Design Fact Sheet (PDF)
- Scaffolding Booklet (HTML) (PDF)
- OSHA Scaffolding eTool

Additional Educational Materials

- Construction Industry
- Fall Protection in Residential Construction
- OSHA Alliance Program Toolbox talks and Training products
 - Aerial Devices and Reeling Equipment
 - Fall Protection
 - Ladder Safety

Stand-Down Partner Materials

- CPWR: Stop Construction Falls contains educational and training tools including the Safety Map. Place your order for free hazard stickers
- NIOSH: Campaign to Prevent Falls in Construction
 - Infographics by NIOSH and CPWR
 - Tools in Construction - English (PDF) (ESPE) Spanish (PDF) (ESPE)
 - Prevent Falls in Aerial Lifts - English (PDF) (ESPE) Spanish (PDF) (ESPE)
- National Safety Council
 - OSHA/NISC Alliance Fall Protection Case Study (PDF)
 - Ladder Safety
 - Safety-Health Articles on Fall Prevention
 - Fall Protection for Construction - Safety Talk
 - NISC Construction & Utilities Division
 - Safety at Height Resources: Falls from height is the second-leading occupational fall workplace event. The resources include Fall Protection When Performing Aerial Work on Wood Poles, Safety Around Child Poles - Pier or Direct Embed Foundations: Guide to Selecting Fall Protection Systems for Bridge Work

Outreach Training Materials

- Susan Harwood Training Grant materials for Fall Prevention
- Roadway Work Zone Safety - ARTBA
 - Preventing Scaffolds in Bridge Work
 - Selecting Ladders and Connectors for Personal Fall Arrest Systems in Bridge Work
 - Fall Hazards Quiz

Fall Safety Videos

- OSHA Prevention Videos (u-Tools), Construction Materials
- California Safety Assessment and Control Evaluation (CAACE)
- Solar Industry
- Skywalks
- The Worker Compensation Board of British Columbia - Canada (WorkSafeBC)
- Fall from Corners
- Fall Protection Can Save Your Life

<https://www.osha.gov/StopFallsStandDown/>



Fall Prevention - Additional Resources

The screenshot shows the OSHA website's Fall Prevention training resources page. The browser address bar displays <https://www.osha.gov/stopfalls/trainingresources.html>. The page header includes the United States Department of Labor logo and the Occupational Safety and Health Administration name. A navigation menu lists categories such as ABOUT OSHA, WORKERS, EMPLOYERS, REGULATIONS, ENFORCEMENT, TOPICS, NEWS & PUBLICATIONS, DATA, and TRAINING. A prominent orange banner reads "PLAN. PROVIDE. TRAIN. Three simple steps to preventing falls." Below this, there are buttons for Home, Educational Materials and Resources, Training, and Media Resources. The main content area is titled "Training Resources" and lists several PDF resources, including "OSHA Fall from a Telecommunications Tower" and "OSHA Fall Prevention Training Guide – A Lesson Plan for Employers". A "Highlights" section on the right features a video thumbnail titled "5 FACTS YOU SHOULD KNOW ABOUT PREVENTING FALLS" and a list of news items, such as "3M recalls fall prevention device over safety concerns". The page also includes a search bar, social media icons, and a language selector.

<https://www.osha.gov/stopfalls/index.html>



The logo for the Occupational Safety and Health Administration (OSHA) is centered on a background of a stylized American flag. The flag's stars and stripes are rendered in a dark, almost black color, with a slight glow effect. The letters 'OSHA' are prominently displayed in a white, serif font with a 3D effect. The 'O' is a large, stylized circle with a blue and white gradient. A registered trademark symbol (®) is located to the upper right of the 'A'.

OSHA[®]

**Occupational Safety
and Health Administration**

CPWR – THE CENTER FOR CONSTRUCTION RESEARCH & TRAINING

Chris Trahan Cain, Executive Director



SOCIAL NETWORK ANALYSIS

- What organizations are part the Campaign network, how are they working together?
- What are the benefits and challenges of participating?
- Who are the audiences that we are reaching?
- Who are the potential audiences that could reach through partners?
- Is the Campaign impacting those who are most at-risk of falling?
- What encourages partners to become involved and remain involved?



METHODS



- Leadership and key informant interviews
- 19 validated PARTNER survey questions, and 13 additional questions.
- The survey was distributed to **157 partner organizations (49% response rate)**
- Partners were asked to list and answer questions about the organizations that they work with, and their relationships with those organizations.

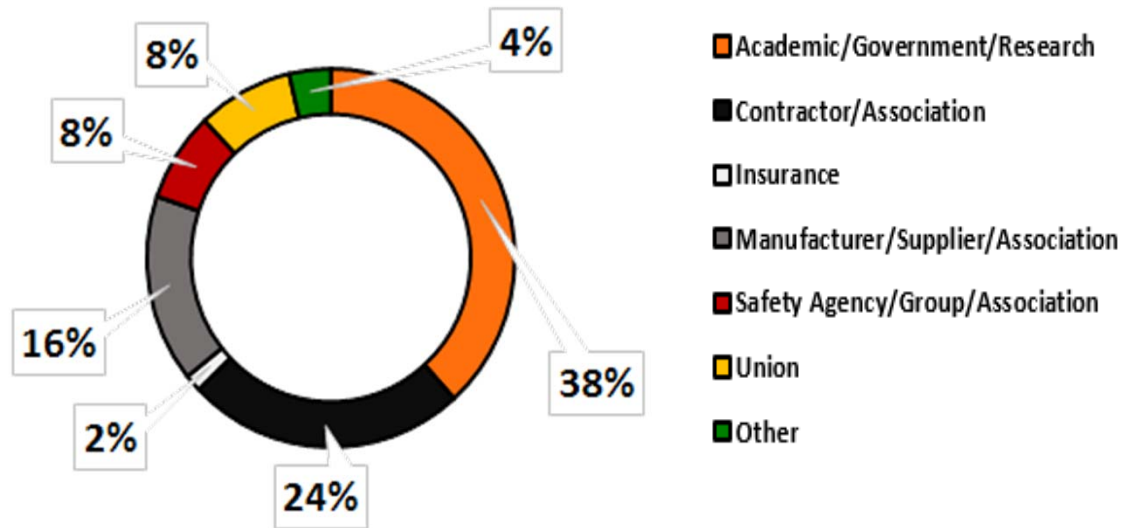


WHO IS PART OF THE FALLS CAMPAIGN NETWORK?

- **77 organizations responded.**
 - listed **117 partners** that they work with around the Falls Campaign.
- **274 total organizations were recognized as being part of the Falls Campaign network!**

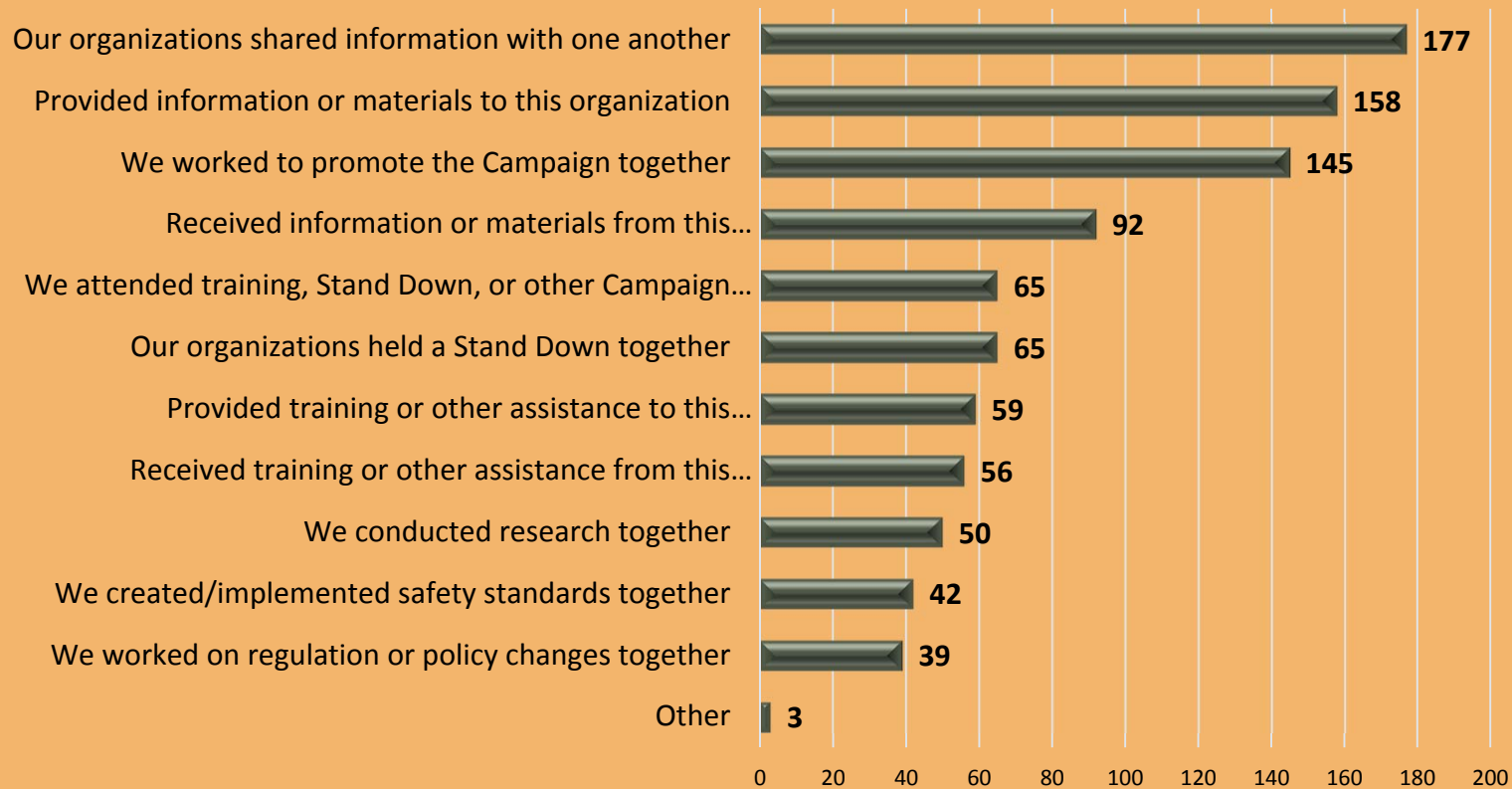
These organizations represented a variety of sectors...

Total Falls Campaign Partners (N=274)



WHAT ARE PARTNERS WORKING ON TOGETHER?

- **Forty eight** organizations described **208 unique partnerships** that they have with other organizations around the Falls Campaign.
- These partnerships have led to **951 Falls Campaign activities**.



WHAT IS THE IMPACT OF THE FALLS CAMPAIGN NETWORK?

- Overall, **75%** of respondents said that they have seen **“a fair amount”** (n=36) or **“a great deal”** (n=8) of change in fall prevention activities at their organization or the industry as a whole (n=59).
- Falls Campaign partners reported a number of outcomes that their organization have experienced since participating in the network, detailed in the graph below:



WHAT ARE THE BENEFITS AND CHALLENGES FOR PARTICIPATING ORGANIZATIONS?

Benefits

- The top benefits reported were (n=76):
 - **Being part of a national campaign** (80% of respondents);
 - **Access to training resources and campaign materials** (70% of respondents);
 - **Increased opportunities to share resources** (67% of respondents);
 - **Motivation to focus on fall safety** (66% of respondents); and
 - **Improved relationships with other stakeholders** (66% of respondents).

Challenges

- The top challenges reported were (n=75):
 - **Finding time to conduct a Stand-Down or other Falls Campaign event** (35% of respondents);
 - **Uncertainty about the impact of your activities** (33% of respondents); and
 - **Generating interest in the Falls Campaign** (33% of respondents).



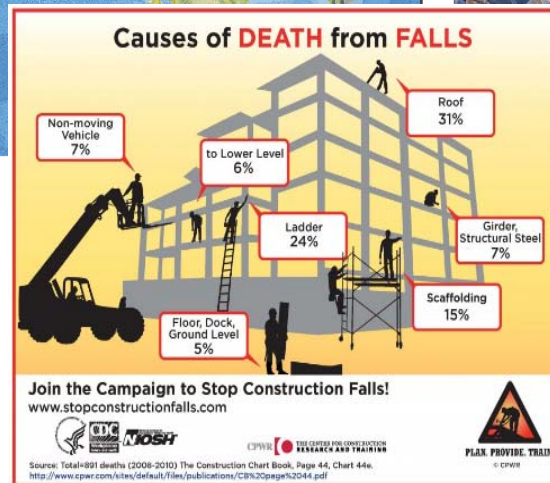
STOPCONSTRUCTIONFALLS.COM

Available now or coming soon...

- 2018 Hardhat Stickers
- Updated Hazard Alert Cards on 4 fall related topics
- 2017 Success Stories
- 2 New Infographics (10 total)
 - Falls through skylights & holes
 - Falls off equipment
- Updated 5-Day Plan
- Updated Factsheet
- Updated Fatality Maps



Construction Fall Fatalities in:



LADDERS

Preparation

1 Inspect the ladder before every use

Inspect the rails, rungs, feet, and spacers or rung locks of your ladder for defects or damage every time you use it. If you see any damage, tag it "do not use" and request another ladder in proper working order. **Test** check your ladder's duty rating – certain ladders may not support you and your toolbelt!

2 Position your ladder properly

For all ladders:

- Make sure you have level, solid footing for your ladder.
- Position the ladder near your work to avoid overreaching.

For extension ladders:

- Set the base one foot away from the building for every four feet of height.
- Tie off the ladder at the top – and bottom where possible!

3 Use the ladder safely

- Maintain three-point contact with the ladder at all times.
- Do not stand on the top two rungs of a step ladder, or the top four rungs of an extension ladder.
- Have your partner hold the ladder to steady it as you ascend.
- Don't carry loads and materials while climbing. Use a rope to haul or hoist materials to the upper level!

Electrocution Hazard

Falls aren't the only way to get hurt on a ladder! Contact with overhead power lines is a common, and sometimes fatal, source of injury for those working with ladders. Make sure your ladder is positioned at least 10 feet from power lines.

Aluminum is an excellent conductor of electricity, working around wiring? Flammable is a better choice.

Is a ladder the right tool for the job?

For work at heights, consider using a scaffold or aerial lift. The wider work platforms and guard rails can substantially reduce your risk of falls.

If you think you are in danger:

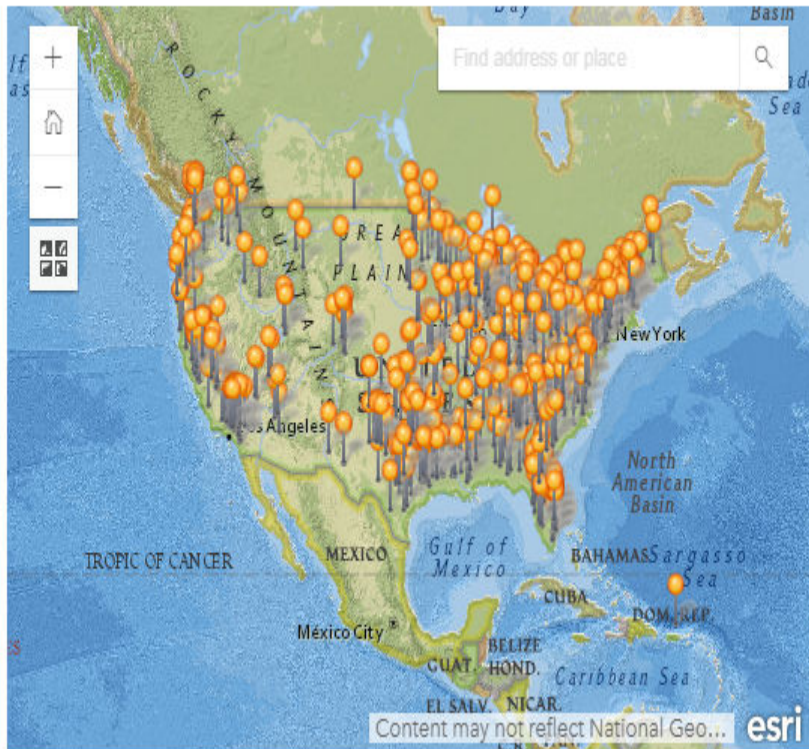
Control your symptoms. Control your destiny. Call down. 1-800-321-OSHA



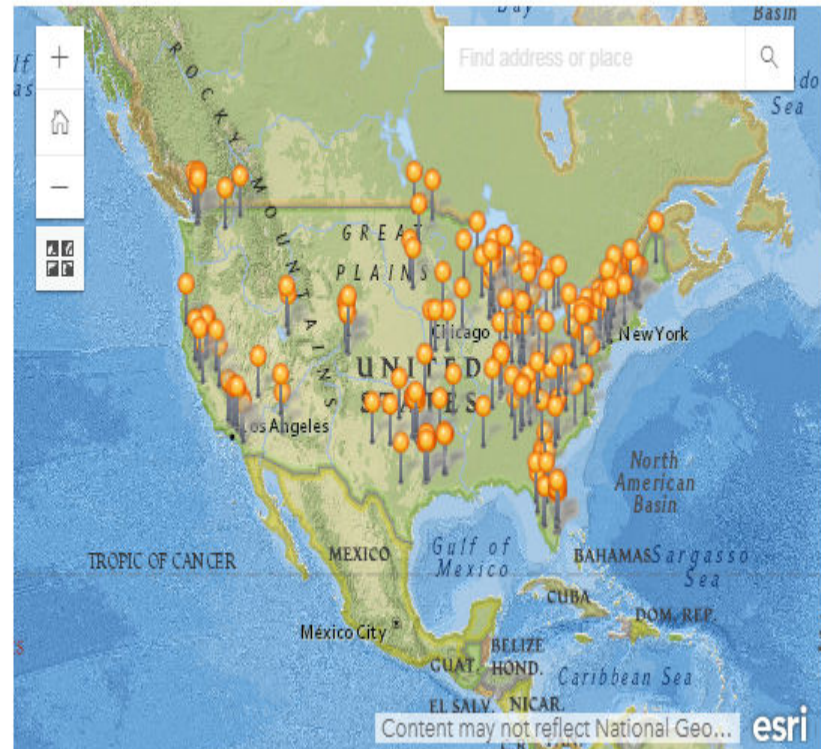
STOPCONSTRUCTIONFALLS.COM

Fatality Maps

Construction Fatalities in the USA, Jan 1 - December 31, 2017



Construction Fall Fatalities in the USA, Jan 1 - December 31, 2017



STOPCONSTRUCTIONFALLS.COM



<http://stopconstructionfalls.com/online-ordering-form/>



QUESTIONS?

